



Cochise Health and  
Social Services

# ANNUAL REPORT 2020



## OUR VISION

*Cochise County: Healthy people, healthy families, healthy communities,  
for life, work and play.*

## OUR MISSION

*Fostering an exceptional quality of life by advocating for a community-centered  
culture of health through unparalleled public health services.*

# Table of Contents

## COCHISE COUNTY HEALTH INFORMATION

- 1 - Cochise County Health Organization Chart
- 2 - Geography, Demographics & Health Status

## PROGRAM REPORTS

- 3 - Promoting Healthy Living in all Communities
- 4 - Tobacco and Teen Pregnancy Prevention
- 5 - WIC - Women, Infants & Children Supplemental Nutrition
- 6 - Health Start Family Support
- 7 - Public Health Nursing
- 8 - Environmental Health
- 9 - Public Health Emergency Preparedness
- 10 - Detention Medical Services
- 11 - Public Fiduciary & Area Agency on Aging Case Management
- 12 - Vital Records / Indigent Burial / Title 36 / Medical Examiner
- 13 - Financial Information
- 14 - Contact Us



Cochise Health and  
Social Services

**Public Programs ... Personal Service**

[www.cochise.az.gov](http://www.cochise.az.gov)

*This report was designed and compiled by  
Judith Gilligan, MSW,  
Prevention Services Director*

# A Message from the Health Director

**Alicia M. Thompson, DrPH, MSW**

May 2, 2021

Dear Community Members,

Thank you for your interest in the activities and accomplishments of Cochise Health and Social Services. We are pleased to present our 2020 Annual Report, prepared as required by Arizona Revised Statute 36-186-7.



We are proud of the work we do on behalf of all Cochise County community members and this is our opportunity to share it with you.

In this report you will find an overview of the condition of public health in Cochise County, the activities of our programs during 2020, the character and extent of diseases reported and investigated, prevention measures implemented, our expenditures, and recommendations that I feel are advisable for the protection of the public's health.

We are blessed in Cochise County to have strong partnerships with our business communities, our health care providers, our Schools, our Federally Qualified Health Care Center, Community Hospitals, Police, Fire and Sheriff, and many others. The health of the public is dependent on all of us working together to provide a healthy place to live, learn, work, play and worship.

2020 was a year like no other in our lifetimes. The Covid-19 pandemic highlighted many of the ongoing challenges we have in Cochise County. The good news is we have an incredible opportunity over the next three years to use increased funding wisely to address our health disparities. We will use these funds to hire additional staff who will focus their efforts on equity issues, and conduct a few different community wide assessments. These assessments will inform our 2022-2027 Community Health Improvement Planning efforts to make data driven decisions.

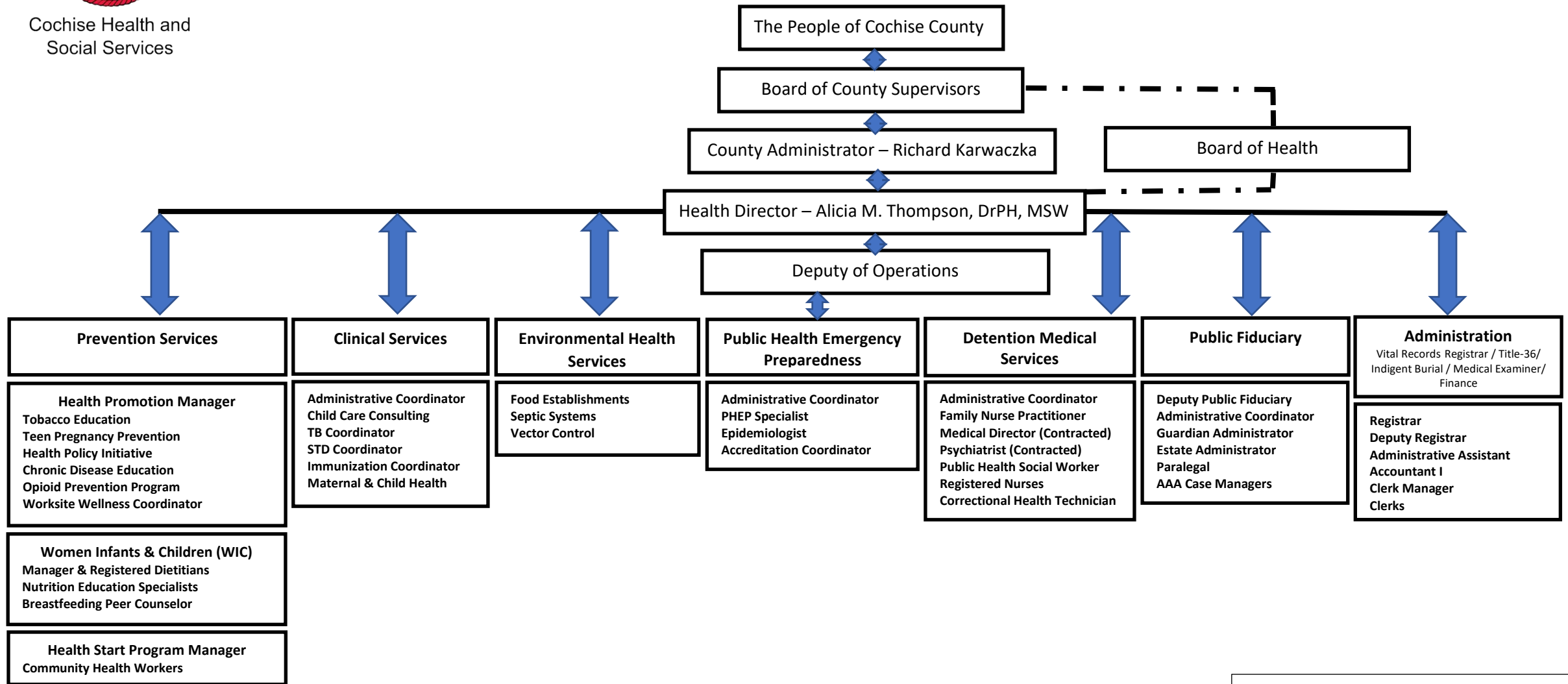


**Public Health**  
Prevent. Promote. Protect.



Cochise Health and Social Services

# Cochise Health & Social Services Organizational Chart



This document was created on 4.21.2021

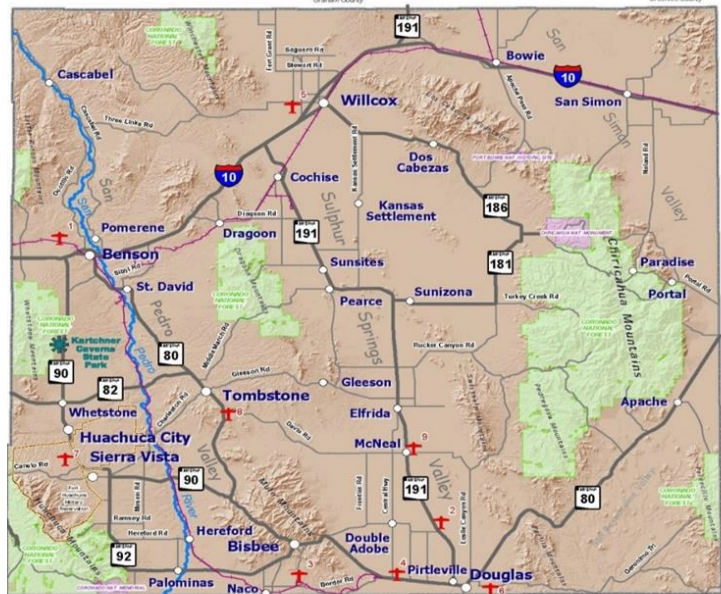
# COCHISE COUNTY HEALTH PROFILE

## Cochise County Geography & Demographics

Cochise County is a rural, agricultural area that straddles the US-México border with two ports of entry in Douglas and Naco. The total county population is 131,694 and 72,357 (55%) live in areas that meet the definition of rural. Cochise County scores 0.93 on the CDC Social Vulnerability Index (SVI) with 1.0 being the most vulnerable. The rural areas rank very high on the Social Vulnerability Index – mostly in the top 4<sup>th</sup> for each of the four vulnerability themes that represent 15 risk factors.

At one point during the Covid-19 pandemic, Douglas - a border community where over 70% of the community identify as Hispanic - had 47% of the confirmed Covid-19 cases in Cochise County but represented only 12.7% of the county population.

One third of Cochise County residents are Hispanic/Latino. Many first or second generation Mexican Americans and many farmworkers from México are attracted to the area.



<b>Social Vulnerability Themes</b> Source: 2018 SVI maps, CDC	<b>Douglas, Pirtleville, Elfrida</b>	<b>Willcox, Winchester Heights</b>	<b>Bisbee, Naco, Palominas</b>	<b>Benson, Dragoon</b>
Socioeconomic Status	Top 4th	Top 4th	Top 4th	Top 4th
Household Comp. & Disability	Top 4th	Top 4th	Top 4th	2nd 4th
Race, Ethnicity & Language	Top 4th	Top 4th	3rd 4th	3rd 4th
Housing Type & Transportation	Top 4th	Top 4th	3rd 4th	Top 4th

Douglas and Willcox residents are 74% and 35% Hispanic/Latino respectively. Nearly one third of county residents speak a language other than English at home, meaning that they lack English Language Proficiency. In the Douglas and Willcox areas, 65% and 30% of residents speak Spanish at home. 26% to 16% of our rural communities live in poverty and 38% to 19% of children under age 12 live in poverty. Limited education is a social determinant in the Douglas, Willcox and Bisbee/Naco areas, where 14% to 7% of adults have less than a 9<sup>th</sup> grade education.

Unemployment is high across the board, ranging from 30% in Douglas to a low of 11% in Bisbee, which is the county government seat and major source of employment. The percentage of residents without health insurance in 2020 was highest in the Douglas and Willcox areas due a greater number of undocumented Hispanic/Latino residents and migrant farmworkers.

<b>Demographic Risk Factors</b> Primary Care Area (PCA) Statistical Profiles 2020, ADHS and Census Data by zip code	<b>Douglas, Pirtleville</b>	<b>Willcox, Winchester Heights</b>	<b>Bisbee, Naco</b>	<b>Benson</b>	<b>Cochise County</b>
Total Population	25,006	12,339	22,513	12,499	131,694
Hispanic/Latino Ethnicity	74.2%	35.1%	27.2%	15.6%	32.1%
Speaks Other Than Eng. at Home	65.0%	30.4%	21.8%	11.9%	28.3%
Below 100% of FPL	26.6%	14.7%	16.1%	19.8%	16.6%
Children Under 12 in Poverty	38.1%	19.6%	26.8%	30.5%	26.9%
Less than 9 <sup>th</sup> Grade Education	14.2%	8.3%	6.9%	5.1%	5.6%
Unemployed	29.7%	14.2%	11.0%	14.7%	14.5%
Medically Uninsured	9.5%	13.1%	8.8%	5.4%	7.8%
More Persons than Rooms	384	114	104	43	1,101

# Promoting Healthy Living in All Communities

## Health in Arizona Policy Initiative (HAPI)

The goal of the initiative is to increase local capacity to implement preventive health policy, systems and environment changes in defined strategic areas set by the Arizona Department of Health Services. The majority of our work in 2020 has been assisting schools with school/student wellness policies; and assisting communities to address gaps in public health issues.

- Provided wellness policy development assistance to 12 school districts.
- Engaged 21 School Health Wellness Coordinators to coordinate a School Health Advisory Council.
- Assisted 6 worksites through the 2020 Healthy Arizona Worksite Program (HAWP), all of which were awarded either Silver, Gold, or Platinum status:

<b>Cochise County Government</b>	Platinum/4 <sup>th</sup> year
<b>Benson Hospital*</b>	Platinum/2 <sup>nd</sup> year
<b>City of Douglas</b>	Gold
<b>Canyon Vista Medical Center</b>	Silver
<b>Sierra Vista Unified School District</b>	Silver
<b>Lori's Place</b>	Silver

### \*Quote from one of their community partners:

*The school food pantry program is the perfect example of our force multiplier approach. Alone we would have struggled to make a difference addressing childhood food insecurity. By collaborating with Benson Unified School District and Benson Youth Movement we have helped make a real difference.*

## Chronic Disease Prevention

Our work focuses on prevention efforts directed at the four leading causes of chronic disease deaths – cancer, heart disease, chronic lower respiratory diseases, and Alzheimer’s. Evidence based curriculum is delivered to a variety of community groups to

During 2020 we conducted the 3, 6, and 9-month post evaluations for the **Finding Meaning and Hope** workshop that were held in 2019 in Sierra Vista with 12 Alzheimer care-givers. A **Finding Meaning and Hope** virtual workshop was scheduled for November, 2020, but was cancelled due to lack of enrollment.



Coordinated the annual 2020 **Ama Tu Corazon (Love Your Heart)** event in Douglas in February where 51 blood pressure screenings were completed:


- 43% were in normal range
- 57% were elevated to varying degrees

In 2020 we piloted **Target BP**, a new prevention strategy, in partnership with the American Heart Association. We located a provider training site at Chiricahua Community Health Center where the strategy will be introduced in 2021. Providers will be trained in **Target BP**, and then they will track BPs of their patients and provide resources to them.

## Worksite Fitness Plus – worksite wellness for Cochise County employees

Participation numbers decreased in 2020 due to the COVID-19 pandemic as almost all county employees worked from home from April through September 2020. However, several weeks into the “work from home” status a virtual platform was set-up so that participants could continue with their wellness plan through on-line coaching.

- 16 new participants were added to the program this year, in comparison to 48 new participants in 2019.
- 184 active participants remained in the program. This was only a slight decrease from 2019 and represents almost 25% of the entire Cochise County employee population.



**Participant testimony:** “Our coach has been extremely supportive and flexible during the COVID-19 pandemic to ensure that County employees’ health/fitness goals are achievable during this time. She quickly transitioned to providing fitness training over a virtual platform and has continued to send out useful information on how to improve healthy habits throughout this time. She has been a major player in keeping me on track, physically and emotionally!”

# Tobacco and Teen Pregnancy Prevention

## Tobacco Prevention and Cessation

Our efforts are focused on reducing tobacco related disparities among adults and youth by education, outreach, and policy advocacy to prevent tobacco use and to bring awareness to other issues such as secondhand smoke and vaping. For adults we provide cessation presentations and resources; and assist worksites in smoke-free policy development. The youth coalition provides peer to peer presentations, participates in retailer compliance checks, and addresses policy change within our communities. As with many other programs, it has been difficult to meet our goals in 2020 as most groups were not meeting or meeting virtually only, and many of them had higher priorities during this time.

**January 2020** - Prevention Services Division staff received *Ask, Advise, and Refer* training and a *How to Identify Vaping Products* presentation.

**February 2020** - We participated in the Palominas School District Employee Health Fair.

**March 2020** - Peppertree Apartments in Douglas was presented with their personalized **Smoke-Free** recognition poster.



**New target populations added in 2020: *Low SES Population and Recently Released Inmates.*** During pilot year FY 20-21 we met with the Public Health Social Worker at our Cochise County Jail, and other internal and community partners to devise a plan that will best suit the recently released inmates. To meet the deliverables of the low SES population strategy we plan to work with internal CHSS programs, Chiricahua Community Health Centers, and Copper Queen Community Medical Associates.

**The Youth Coalition** maintained 21 consistent youth volunteers, even throughout the COVID-19 pandemic. Beginning in April, 2020 the group met virtually and but did not have an opportunity to provide face to face presentations to their peers or to the Douglas City Council. Other events that have been affected by the pandemic include:

- Retailer Compliance checks - both the Spring and Fall checks were cancelled.
- Arizona Retailer Tobacco Trainings - also cancelled as worksites were not able to fit virtual trainings into their schedule.

*Successes achieved this year:*

**Mayoral Candidate Forum** hosted virtually in March, 2020 by the Youth Coalition allowed the youth to ask candidates questions about issues affecting their community.

**Red Ribbon Week** activities included a drive-through event in October 2020, where the community was able to obtain tobacco and drug prevention materials and giveaways. Virtual presentations were also provided to the community by coalition members.

Pamela, 17, a senior at Douglas High School, was one of 10 Arizona students, and the lone Cochise County representative, to be selected to serve on the *National Youth and Young Adult Ambassadors by the Campaign for Tobacco-Free Kids* committee. She has been involved in tobacco control and prevention since her freshman year in high school through the Cochise County Youth Coalition. As an Ambassador, Pamela hopes to build on her strong experience working within her community to educate others on the harms of tobacco and to take her advocacy to the next level by informing decision-makers at the state and federal levels.



## Teen Pregnancy Prevention

We offer 8 different evidence-based curriculum to high schools and middle schools to improve the health and social well-being of youth through the reduction of teen pregnancies and sexually transmitted diseases, and the awareness of healthy relationships and life skills.

Due to the Covid-19 pandemic, schools throughout the county were shut down in April, the fall semester began late, and many schools were only providing virtual education to their students. In October students were offered the *Hybrid Model* which allowed students to attend school part-time in the classroom and part-time from home. By the end of November approximately 15 schools from various school districts had gone back to virtual learning only. We offered to conduct our curriculums virtually but challenges included schools that did not have time to meet with us for planning, schools that did not have the IT capacity or platform to allow us to provide our curriculum virtually to their students and students unwilling to spend more time online after they had sat in front of a computer all day for class time.

**Services Provided:** Evidence-based curriculum education was provided to 364 youth in 4 schools, during January through March, 2020. This was a decrease of 83% from the 2,205 youth in 14 schools who were educated in 2019.



**The Arizona Supplemental Nutrition Program for Women, Infants, and Children (WIC)** provides nutrition education and breastfeeding support services, supplemental nutritious foods and referrals to various local, state and federal health and social services. WIC serves pregnant, breastfeeding, and postpartum women; infants; and children under the age of five who are determined to be at nutritional risk.

The WIC Program is funded by the United States Department of Agriculture and, in Arizona, is hosted and managed by the Arizona Department of Health Services, Bureau of Nutrition and Physical Activity

<b>WIC Participants served Oct 2019-Sept 2020</b>	<b>34,984</b>
<b>Women</b>	<b>7,326</b>
<b>Infants</b>	<b>8,290</b>
<b>Children (1-5)</b>	<b>19,368</b>

<b>Food Vouchers redeemed-total retail value</b>	<b>\$434,053</b>
<b>Certifications</b>	<b>3,709</b>
<b>Nutrition Education sessions</b>	<b>892</b>
<b>High Risk consultations</b>	<b>739</b>

<b>Breastfeeding Peer Counselor sessions</b>	<b>603</b>
<b>Breast pumps issued</b>	<b>102</b>
<b>Breastfeeding 101 classes offered</b>	<b>3</b>

**Community Outreach** – staff performed 137 separate instances in 15 different communities.

**On October 15<sup>th</sup>**, we hosted a “COVID-friendly” drive-through outreach event. We provided free nutrition-based resource and incentive items, eligibility screenings, appointments for WIC, and car seat safety checks for 13 families.



### Covid-19 Pandemic Response

In the face of the rapidly rising pandemic, beginning in March of 2020 all WIC programs converted to remote/virtual service provision, under a federal USDA waiver of the physical presence requirement. This initiated a great deal of new learning in areas of remote learning, accessibility to technology and increased communication about scheduling, services and managing technology.

### Workforce Development

During 2020 we replaced the **WIC Program Manager**, the **WIC Registered Dietitian** and four **Nutrition Education Specialist** positions - a 55% turnover of WIC the team. We were fortunate that 3 of the 4 staff who left gave extended notice and were able to provide overlap services while newly hired staff completed their training.

### Partnership with Cochise County Breastfeeding Task Force:

***Celebrated World Breastfeeding Week 2020 on August 1-7<sup>th</sup> via the Task Force’s Facebook page:***

**Increased** social media presence on the CCBF Facebook page with the assistance of the local AZ Health Zone, the ADHS IBCLC Consultant and the Cochise WIC Breastfeeding Peer Counselor posting various topics on COVID-19 and breastfeeding.

**Offered** TOGETHER FOR THE DURATION – series of 15 online lactation courses based on evidence and guidance provided by AAP, CDC, WHO & UNICEF.

**Updated** and distributed Cochise County Breastfeeding Resources List.





The Health Start Program is funded with Arizona State Lottery funds and is hosted and managed by the Arizona Department of Health Services, Bureau of Women and Children's Services.

**Arizona Health Start** is a community based, evidence informed home visiting program that utilizes community health workers to provide education, support and advocacy services to pregnant and postpartum women and families with children up to two years of age. Health Start utilizes the promising practice curriculum *Partners For A Healthy Baby* to educate families.

**Family Visitation:** Five full-time Community Health Workers (CHW) and one program manager serve families in all Cochise County communities. Each CHW carries a caseload of 20-30 families and provides a minimum of 35-45 visits per month. Topics addressed during home visits include: what to expect during pregnancy, breastfeeding education and support, nutrition for children and pregnant women, child development, home health and safety, community resources, school readiness as well as family centered topics that the parents wish to discuss.

**During 2020, 197 families (140 children) received 1,926 visits and 28 children graduated from the program.**

Assessments and Screenings Completed		
Alcohol, Tobacco and Other Drugs	44	for prenatal clients
Relationship Assessment	34	for domestic violence
Edinburgh Postnatal Depression Scale	48	for new mothers after birth
Home Safety Assessments	30	for safety proofing
Arizona Survey on Children's Health	40	for medical/mental health @ age 1
PICCOLO (Parenting Interactions w/Children)	26	at 4, 8, 12, 18 and 24 months
Ages & Stages Questionnaire	All	for child developmental functioning
Ages & Stages Social Emotional Questionnaire	All	for child developmental functioning
REFERRALS MADE AS RESULT OF SCREENING		Over 1,000 referrals were made
CHWs provide brief intervention, education and referrals after all screenings		

Studies show that families that participate in voluntary home visiting programs demonstrate reduced parental stress levels, increased connections to community supports, and improved cognitive, motor, behavioral and socio-emotional development in young children. (First Things First 2017 Report).

**Testimonial**  
 "The program has helped me learn a lot about how to be a good mom and work with my kids."



GOALS	
Early prenatal care - 1st Trimester	19%
Early prenatal care - 2nd Trimester	14%
Early prenatal care - 3rd Trimester	11%
Healthy birth weight	89%
Child immunizations	77%

**COVID-19 pandemic response** - In March 2020, we began providing all visits with our families virtually using a variety of technical options including emailing and texting information to families and conducting visits via phone or virtual platform including skype and zoom. Our visit numbers increased as families began reaching out for additional support.

OTHER SERVICES	
Car seat safety classes	6
Car seat installation assistance	10
Provision of new car seats	15
Provision of "pack & play"	4
Provision of safe sleep lessons	29

**Program Expansion** - In February 2020 we were selected by the Arizona Department of Health Services to participate in the Maternal Health Innovation Project (MHIP) to address disparities in maternal health and improve maternal health outcomes. This includes increasing access to prenatal care and completing Post-Birth Warning Signs education with each family during their third trimester of pregnancy and then again immediately following the birth of the baby. Community classes are also implemented focusing on the post birth warning signs for maternal morbidity and mortality, and how to have a healthy pregnancy.



# Public Health Nursing

## Achievements

In anticipation of storage needs for upcoming Covid-19 vaccines, nursing was able to vastly improve cold chain storage capabilities with the purchase of new refrigeration and freezer units at various sites. A generator was also installed at the Sierra Vista location in the summer of 2020.



Public Health Nurses assisted in the Cochise COVID-19 Pandemic Response efforts, **conducting contact tracing** during June, July, August and September.

Public Health nurses also collaborated with the Detention Medical nurses to **provide Covid-19 testing** for Cochise County Jail staff and inmates.

**Covid-19 Antibody Testing Study** via the University of Arizona Mel and Enid Zuckerman College of Public Health:



### University of Arizona Collaboration

May of 2020 CHSS Nurses collaborated with U of A in State-wide antibody testing. Testing occurred in Douglas and Sierra Vista. The study revealed that as of June 2020, less than 1% of Arizonans had protective antibodies against Covid-19.



### Collaboration with Cochise College and other Universities:

- Precepting bridges the gap between classroom learning and clinical practice. Historically CHSS nurses participate in mentoring the future nurses of Cochise county. Due to the pandemic virtual precepting was offered for a local BSN student attending Grand Canyon University.
- Educating future nurses about the roles and responsibilities of public health nursing is accomplished by guest speaking for the Community Health nursing class at Cochise College. This year it was done virtually.

### Professional Development

Furthering education allows for nurses to grow and gain competency in their nursing, ultimately leading to optimal care and protection of the public. Congratulations to Lindsey Moses, BSN, RN for completing her Bachelors of Science in Nursing.

**Clinic Services** were partly suspended due to participation in the Covid-19 pandemic response. During 2020 limited services were still available to the public: (2019 numbers included as a comparison)

### Immunizations

2020: 606 adults & 1108 children  
(2019: 971 adults & 1913 children)

### Outreach for Immunizations

Public Health Nurses conducted 10 community outreach events for all types of immunizations: (240 individuals vaccinated during the outreach)

### Tuberculosis Testing

2020: 72 skin tests, 0 active TB cases, 2 suspect work ups  
(2019 326 skin tests, 2 active TB cases, 3 suspect work ups)

### Lactation Consultant

### STD Screenings

Chlamydia: 143  
Gonorrhea: 143  
Syphilis: 128

### STD Treatment

Chlamydia: 452  
Gonorrhea: 114  
Syphilis: 44

### Family Planning Services

2020: 20 visits (2019: 36 visits)

### Child Care Health Consultant (CCHC)

CCHCs work with child care centers, home based providers and preschools to promote safe and healthy learning environments for young children. 2 consultants provided 151 total visits with 29 child care centers (72 visits were virtual) and 30 virtual training sessions.

# Environmental Health Services

Covid-19 made 2020 a challenging year for Environmental Health. With the increasing cases of Covid-19 the department had to re-evaluate how inspections of food establishments were conducted, as we faced a shortage of sanitarians. Several establishments had closed due to the Executive Order and guidance by the State Health Department. During this time Environmental Health staff focused on completing on-line trainings and developing a process to conduct inspections that would reduce their exposure to the virus. During the pandemic inspections did decrease and temporary events were canceled. Towards the end of 2020 Environmental Health began conducting the inspections of on-site wastewater (septic) systems and well application reviews.

## Food Protection

The Food Protection Program inspects and permits food service establishments including temporary events, along with investigating possible food borne illness complaints. Cochise County Environmental Health focuses inspections based on the risk factors that are likely to increase the risk of people getting sick. Risk factors include inadequate cooking, food from unsafe sources, improper holding temperatures, contaminated equipment, and poor personal hygiene.



- **MANDATED ANNUAL INSPECTIONS CONDUCTED AT FIXED FOOD FACILITIES: 439**
- **MOBILE FOOD UNITS: 30**
- **TEMPORARY FOOD SERVICE INSPECTIONS: 16**
- **FOOD COMPLAINT INVESTIGATIONS: 6**

## Lodging Facilities and Recreational Facilities

Environmental Health provides health and safety inspections at regulated public facilities including hotels and motels, mobile home & RV Parks, school campus, children’s camps, public and semi-public swimming pools and investigates complaints regarding public health nuisances and hazards. **Mandated annual inspections were conducted at:**

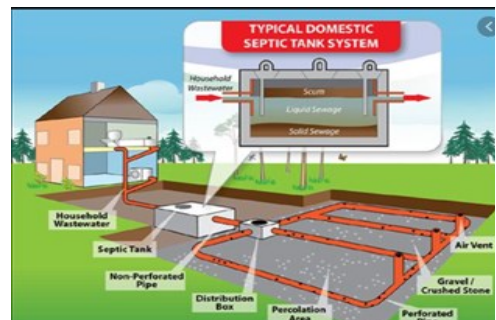


- **HOTELS AND MOTELS: 26**
- **MOBILE HOME/RV PARKS: 51**
- **PUBLIC & SEMI-PUBLIC POOLS: 50**
- **SCHOOL CAMPUS: 14**
- **CHILDREN’S CAMPS: 0**
- **COMPLAINT INVESTIGATIONS: 7**

## On-site Wastewater (Oct 2020-Dec 2020) Private Sewage Permitting and Inspections

Cochise County Environmental Health regulates private sewage systems (Septic Systems). Environmental Health staff members review submitted designs for approval, onsite inspection and final installation inspections to ensure that the systems comply with ADEQ standards. Environmental Health also conducts review of well applications with a well on 5 acres or less to ensure proper setbacks are met.

- **COMMERCIAL SEPTIC SYSTEM REVIEWS: 2**
- **RESIDENTIAL SEPTIC SYSTEM REVIEWS: 102**
- **SEPTIC SYSTEM INSPECTIONS: 293**
- **WELL REVIEWS/INSPECTIONS: 15**
- **COMPLAINTS: 6**



**Public Health Emergency Preparedness (PHEP)** The team includes a Coordinator, an Epidemiologist and a Specialist. This program plans for, coordinates and monitors the local public health response to emergencies and hazards across **six domains** outlined by the Centers for Disease Control (CDC):

**COMMUNITY RESILIENCE** In January 2020 we provided a full-scale exercise on a mass fatality event. Partners included the Cochise County Office of Emergency Management, Fry Fire Department, Sierra Vista Fire Medical, the American Red Cross, and Sierra Vista Unified School District. Multiple agencies and stakeholders worked through the process of patient tracking and location, resource requesting and mobilization, and communication with incident command and the local healthcare system.

**INCIDENT MANAGEMENT** Throughout 2020 we managed the public health response to the Covid-19 pandemic, including management of subsequent incidents caused by the pandemic, such as hospital surges, death care surges, and mass vaccination events. PHEP mobilized and demobilized a Public Health Emergency Operations Center (PHEOC) and integrated with the Cochise County Office of Emergency Management’s Emergency Operations Center (EOC) as needed throughout the incident.

**SURGE MANAGEMENT** We tracked hospital capacity daily in Cochise County and southern Arizona, and assisted hospitals with supplies and staffing, often advocating on their behalf to the Arizona Department of Health Services. We also developed closer relationships with local funeral directors, which enabled us to receive daily capacity reports so we could mobilize resources for fatality management to handle death surges.


**COUNTER MEASURES AND MITIGATION** For the Covid-19 response we received, organized, tracked, and distributed supplies from the Strategic National Stockpile, including management of scarce and in-demand resources such as PPE for healthcare partners in our community. We also worked with our healthcare partners to develop a plan and system of ordering, receiving, tracking, and dispensing of vaccines throughout the county. With the assistance of local fire departments, PHEP coordinated both small and large-scale points of dispensing (PODs) for vaccinations.



Receiving the first shipment of Covid-19 Moderna vaccine.



Covid-19 POD at Buena High School in Sierra Vista.



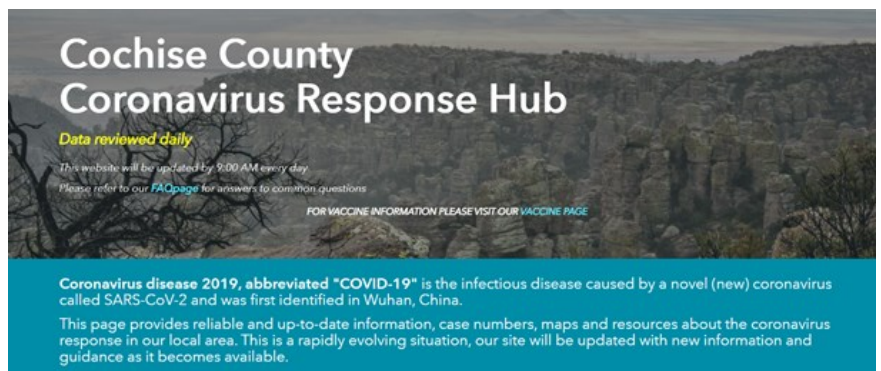
**INFECTIOUS DISEASE SURVEILLANCE AND OUTBREAK INVESTIGATIONS**

During the Covid-19 pandemic, we contracted two additional epidemiologists to assist with case investigations and outbreak reporting.

Top 10 Infections Diseases 2020	Cases
Influenza virus	891
Chlamydia trachomatis infection	115
RSV	77
Coccidioidomycosis	54
Gonorrhea	34
MRSA	17
Campylobacteriosis	16
Salmonellosis	14
Hepatitis C	14
Syphilis	10
Covid-19 Pandemic 2020	Count
Cochise County residents tested	35,392
Investigations conducted/attempted	2,233
Investigations referred to AZDHS	3,685
Confirmed & probable Covid-19 cases	7,967
Covid-19 deaths	188

**INFORMATION MANAGEMENT** Due to the rapidly changing nature of the Covid-19 pandemic, information sharing was a crucial and challenging focus for PHEP. We established a central website which served as the hub for all Cochise County Covid-19 information and also developed media in the form of flyers, podcasts, and radio PSAs for public consumption. A boots on the ground effort reached out to various health care organizations to expand our distribution group. This proved indispensable when it came to keeping local stakeholders up to date with the changing information and offered a two-way channel for communication. As we moved into vaccine operations, this line of communication allowed for a smooth planning and operations process.

*At it's height the website had nearly 3,000 visitors a day.*



# Cochise County Detention Medical Services

The Cochise County jail operates a clinic and provides medical care to all inmates. Full-time medical and mental health professionals are provided by the Cochise County Health Department.



Detention Medical Staff	
Full time Registered Nurses – Full Time	3
Part time Registered Nurses – Part Time	2
Mental Health Registered Nurses	1
RNs/LPNs – As Needed	2
Correctional Health Technicians – As Needed	1
Health Services Manager	1
Family Nurse Practitioner	1
Administrative staff	1
Contract staff	1
Medical Director (contracted)	1
Public Health Social Worker	1
Detention Psychiatrist (contracted)	1

Health Care Services Provided	
Daily Treatments (BP, FSBS, Weights, CIWA, ect.)	4116
Triaged sick call slips	1561
Intakes completed	1312
Sick call visits by Nurse	522
Transfer summaries completed	286
Urgent/Walk-in visits	189
On site Provider sick call visits	166
Scheduled off site appointments	65
On site Chronic Care patients seen	28
Medical Emergencies tx on site and resolved	27
Grievances received/completed/returned	25
Medical Emergencies tx off site with EMS response	23
Medical Emergencies tx off site with CCSO transport	17
Medical Emergencies tx off site with AIR transport	1

Mental Health Services Provided	
Social Worker follow up visits	729
Mental Health referrals/requests received	465
Inmates seen by Psych Provider	205
Social Worker initial visits	134
Crisis services initiated (NurseWise or Title 36)	113
GRACE Program transport orders/requests	100
Inmates on Special Watch (daily average)	13
Restoration To Competency orders/initiations	13
Petitions for off site court ordered MH treatment	12

## STAFF TRAINING

Staff completed 53 hours of training in 2020 on topics including: Suicide Prevention, Detention Safety and Security, Medication Assisted Treatment, National Commission on Correctional Health Care Standards, Microsoft Excel, Taser Probe Removal, and more.

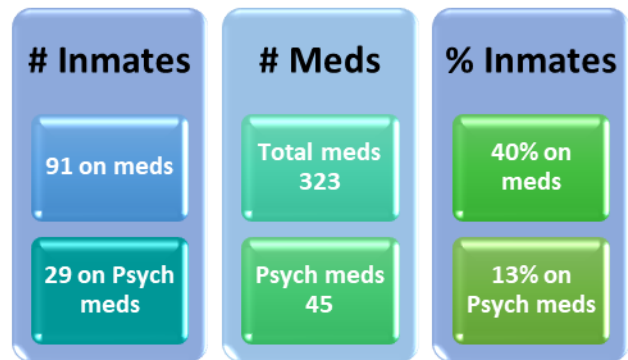


TESTING AND IMMUNIZATIONS	
COVID 19 Abbott rapid tests for Inmates	357
COVID 19 Abbott rapid tests for Detention Staff	200
COVID 19 Abbott rapid tests run for Medical Staff	97
Hepatitis A Vaccines Administered	86
<b>Covid-19 testing of Officers, Medical Staff and Inmates</b>	
<b>DATE: September 24-28</b>	
Inmates tested	27
Staff members tested	71
<i>This event in addition to testing listed above</i>	

## INMATE POPULATION

**Average Daily Number of Inmates = 219**

All 3 columns are monthly average for the year:



## Cost of medications in 2020



# Public Fiduciary and Area Agency on Aging Case Management

The Area Agency on Aging (AAA) Case Management program is funded by *Southeastern Arizona Governments Organization* (SEAGO) and Cochise County. AAA Case Managers work with community members 60 years and over, their unpaid family caregivers and disabled adults to identify support systems enabling older adults to maintain maximum independence and dignity in their homes and communities. A holistic assessment is completed to determine eligibility for AAA services.

*AAA Case Managers served 466 clients and their family caregivers with a total of 5,579 hours of case management in 2020*

Case managers authorized over 15,000 hours of SEAGO-funded services:

- 59 hours of housekeeping
- 13,306 hours of attendant care
- 1,758 hours of respite care

*Case manager delivering Covid-19 care packets*



Referrals made for other support services not funded by SEAGO, included:

- emergency food
- assistance to qualify for benefits such as the Arizona Long Term Care System
- assistance with utilities
- assistance with pest control

The Public Fiduciary serves as court-appointed guardian, conservator and personal representative of last resort pursuant to Arizona Revised Statutes. Referrals are generated from various sources including the community, hospitals, law enforcement, and Adult Protective Services. A comprehensive investigation of each referral is conducted to determine whether it is appropriate and necessary for the Public Fiduciary to pursue a court appointment as Guardian, Conservator or Personal Representative.

**2020 Total Open Cases – 116**

**Probate - 14**

**Guardianship/Conservatorship - 69**

**Investigations - 33**

During 2020, Public Fiduciary staff also resolved **123 inquiries** by providing information and guidance on less restrictive options to that of guardianship and conservatorship and/or providing direction to court self-service resources that do not require a probate filing.



*Public Fiduciary staff processing probate inventory at auctioneer site*



**Conservatorship** is granted by the court. The court appoints a Conservator who makes decisions regarding the ward's estate. A conservator must file an annual accounting with the court showing a clear record of income and expenses for the ward's estate.

**Guardianship** is granted by the court after a finding of incapacity is made. The court appoints a Guardian who makes decisions on behalf of the ward to preserve his/her wellbeing. A guardian must file an annual report with the court providing information about the ward's wellbeing and finances if no conservator has been appointed.

**Personal Representative** - Depending on the value of the decedent's estate, a Personal Representative may be appointed to handle the final affairs and distribution of assets according to the decedent's last will and testament or to the state's intestate laws.

# Vital Records

Certified copies of birth and death certificates are provided for persons who are born or who die in Arizona. Applications can be completed on paper and submitted by mail to our Sierra Vista and Bisbee sites or via drop box at all five sites. Applicants can also apply online at the VitalChek website: [www.vitalchek.com](http://www.vitalchek.com).

*In 2020 we issued the following number of birth and death certificates:*

TOTAL DEATHS	TOTAL CERTIFICATES	TOTAL BIRTHS	TOTAL CERTIFICATES
1,631	7,627	1,274	2,954

# Indigent Burials

Cochise County is committed to providing dignified final arrangements for those who die in Cochise County without the funds to pay for Cremation or Burial: **During 2020 Cochise County paid for 36 cremations & 2 burials.**

- The legal responsibility for final disposition in Arizona generally belongs to the decedent’s next of kin. If the next of kin is not financially able to assume the cost, a county indigent burial or cremation may be requested.
- Eligibility for the *Arizona Health Care Cost Containment System* is the basic criterion for eligibility for Cochise County indigent cases. The next of kin will be asked to complete and sign an affidavit affirming their financial status to determine eligibility.
- In accordance with Arizona law, Cochise County reserves the right to recover costs from the decedent's estate. Documentation to recover the county’s cremation or burial costs will be filed with any financial institution determined to be in possession of monies in an account in the decedent's name.
- Cochise County typically provides cremation services for indigent cases; however, a burial may be requested if the decedent already possesses a local cemetery plot.
- We work with local funeral homes to provide indigent burials or cremations for veterans at the Southern Arizona Veterans Memorial Cemetery in Sierra Vista.

# Medical Examiner

Cochise County maintained its own Medical Examiner (ME) until 2012. When the local ME retired, Cochise County opted to contract with the Pima County Office of Medical Examiner (PCOME).

The PCOME accepts or declines jurisdiction of a case based on circumstances. They will decline jurisdiction if it is a death due to natural causes, and if the decedent was under medical care for any reason or if any medication had been prescribed by a doctor within the preceding 18 months. They also accept jurisdiction for all cases that may be due to non-natural causes: i.e. homicide, suicide, any person who is not identified or if an injury occurred such as a car crash or fall, or if the decedent was not under the medical care of any doctor. The ME is also responsible for cremation authorization. For every cremation requested the ME must approve the request to ensure that there are no communicable diseases and that all causes of death are natural death and not a case that should have fallen into their jurisdiction. **In 2020, the PCOME approved 940 cremations and Cochise County transported 172 decedents to the PCOME for jurisdiction.**

# Title 36 - Arizona Revised Statutes § 36-523

**Title 36, Chapter 5, Articles 4 & 5**, outlines an involuntary process for evaluation, care and treatment of persons with a mental health disorder. According to A.R.S. §36-523 the Cochise County Attorney’s office can file a petition for Court Ordered Evaluation. According to the results of the evaluation, a petition for Court Ordered Treatment can be filed.

## 2020 Mental Health Commitment Cases

Petitions Granted for COE*	Petitions Granted for COT*	Petitions Dismissed
139	50	89

\*COE - Court Ordered Evaluation  
\*COT - Court Ordered Treatment

At any time during the process, the patient may choose to accept care and treatment voluntarily.

# Cochise Health & Social Services Fiscal Responsibilities

The finances of Cochise Health & Social Services (CHSS) are complex, ranging across a variety of programs and services and different funding sources. Each division has fiscal responsibilities that are unique to that division.

**CHSS has 7 divisions:** 1.) Prevention Services 2.) Clinical Services 3.) Environmental Health 4.) Public Health Emergency Preparedness and Response 5.) Detention Medical 6.) Public Fiduciary and 7.) Administration, which includes 7a.) Vital Records 7b.) Indigent Burials 7c.) Title 36, and 7d.) Finance.

## Source of Funding for CHSS

Many of our divisions enter into Intergovernmental Agreements (IGAs) with the Arizona Department of Health Services (ADHS), the Arizona Health Care Cost Containment System (AHCCCS), the Arizona Department of Environmental Quality (ADEQ), and others. These IGAs are contracts that outline the work we do on behalf of the contractor. Contracts can be reimbursement based or fixed price or fee for service. Detention Medical and Administration are the only two divisions that are funded solely through the General Fund. The general fund represents the revenues the County collects from taxes, and fees for service. Divisions and programs that are funded through the general fund are typically mandated services required by the Arizona Revised Statutes.

Prevention Services	
Health Promotion	\$ 1,167,345.64
Tobacco & Chronic Disease	\$ 307,876.50
Teen Pregnancy Prevention	\$ 136,415.00
Health in AZ Policy Initiative	\$ 48,128.80
Public Health Accreditation	\$ 53,657.00
Opioid Prevention Program	\$ 541,351.34
Worksite Wellness	\$ 55,298.00
General Funds	\$ 24,619.00
WIC (Women infants & children)	\$ 686,224.00
Health Start	\$ 353,000.00
<b>Total Prevention Services Budget</b>	<b>\$ 2,206,569.64</b>
Clinical Services	
General Funds	\$ 530,830.00
Immunizations	\$ 397,350.00
Childcare Health Consulting	\$ 88,920.00
TB Coordination	\$ 12,000.00
STD Coordination	\$ 15,405.00
Maternal & Child Health	\$ 112,000.00
<b>Total Clinical Services Budget</b>	<b>\$ 1,156,505.00</b>
Environmental Health Services	
General Funds	\$ 467,825.00
Smoke Free Arizona	\$ 66,317.00
<b>Total Environmental Health Budget</b>	<b>\$ 534,142.00</b>
Public Health Emergency Preparedness	
PHEP Bio-T	\$ 241,241.00
Supplemental COVID Funding	\$ 1,731,771.00
<b>Total Clinical Services Budget</b>	<b>\$ 1,973,012.00</b>
Detention Medical	
General Funds Jail Medical	\$ 1,090,519.00
General Funds Jail Mental Health	\$ 70,259.00
<b>Total Clinical Services Budget</b>	<b>\$ 1,160,778.00</b>
Public Fiduciary	
General Funds	\$ 570,091.00
SEAGO Case Management AAA	\$ 300,468.00
<b>Total Clinical Services Budget</b>	<b>\$ 870,559.00</b>
Medical Examiner	
General Funds	\$ 425,000.00
<b>Total Medical Examiner Budget</b>	<b>\$ 425,000.00</b>
Administration	
General Funds - Admin	\$ 992,396.00
General Funds - Vital Records	\$ 90,470.00
General Funds - Title 36	\$ 325,000.00
General Funds - Indigent Burials	\$ 19,990.00
<b>Total Clinical Services Budget</b>	<b>\$ 1,427,856.00</b>
<b>Total Health &amp; Social Services Budget</b>	<b>\$ 9,329,421.64</b>

**Prevention Services** has three programs:

- Health Promotion, WIC-Women, Infants and Children, and Health Start.
- Health Promotion has multiple project units that are tasked with specific targeted health related topics.
- Each program and project unit are funded through various Intergovernmental Agreements and contracts.

**Clinical Services** are similarly complex with multiple funding streams. However, much of the work conducted in the Clinical Services Division is mandated and the Intergovernmental Agreements are meant to supplement general funds rather than cover the full cost of providing the mandated services.

**Environmental Health Services** are funded through the General Fund and through fees for services. The fees charged are not set at a rate that covers the cost of providing these mandated services therefore, general funds are used to cover the additional cost. Fees collected represent approximately 70% of the cost.

**Public Health Emergency Preparedness** received considerable additional funding in 2020 due to the Covid-19 pandemic response.

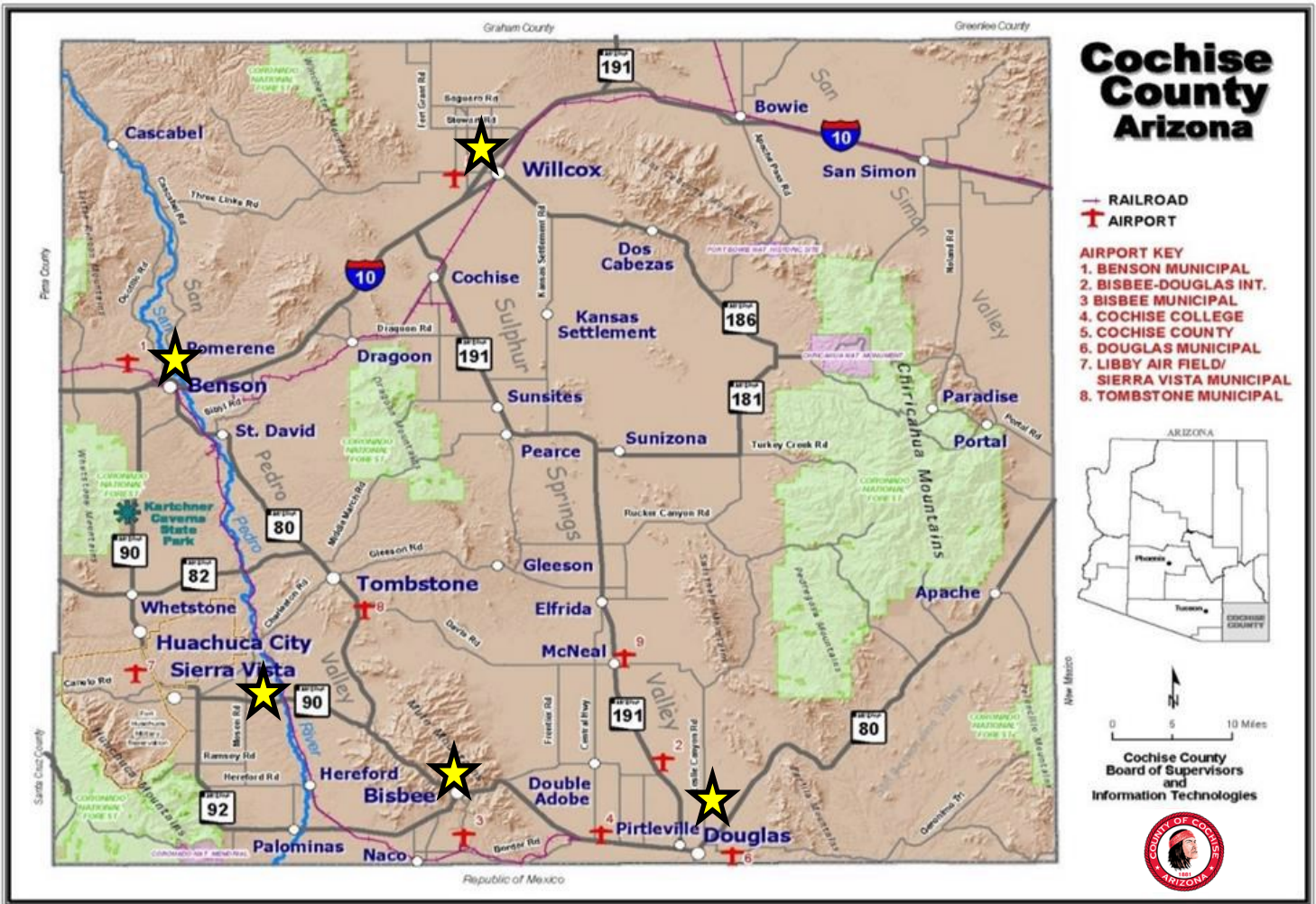
**Detention Medical** budget covers both the Jail Clinic and the Behavioral and Mental Health care provided to individuals who have been incarcerated in the Cochise County detention center.

**Public Fiduciary** services are both mandated and grant funded. The mandated portions of our responsibility are covered through general funds.

**Medical Examiner** services are contracted with the Pima County Medical Examiner to provide these mandated services. The budget includes the contract for services and the cost of transporting decedents to and from Tucson.

**Administration** services includes Vital Records, Title 36, Indigent Burial and Finance.

**The total 2020 Expense Budget for Cochise Health and Social Services was \$9,329,421.64.**



## OUR LOCATIONS and CONTACT INFORMATION

### MAIN OFFICE

1415 Melody Lane, Building A  
 Bisbee, AZ 85603  
 PH: 520-432-9400

### DOUGLAS

1012 N. G Avenue, Suite 101  
 Douglas, AZ 85603  
 PH: 520-905-5600

### BENSON

126 W. 5th Street  
 Benson, AZ 85602  
 PH: 520-586-8200

Or EMAIL us:

[publichealth@cochise.az.gov](mailto:publichealth@cochise.az.gov)

### SIERRA VISTA

4115 E. Foothills Drive  
 Sierra Vista, AZ 85635  
 PH: 520-803-3900

### WILLCOX

440 S. Haskell St  
 Willcox, AZ 85643  
 PH: 520-803-3900